

The Bob Lake Association Survey

Monday, February 05, 2018

140

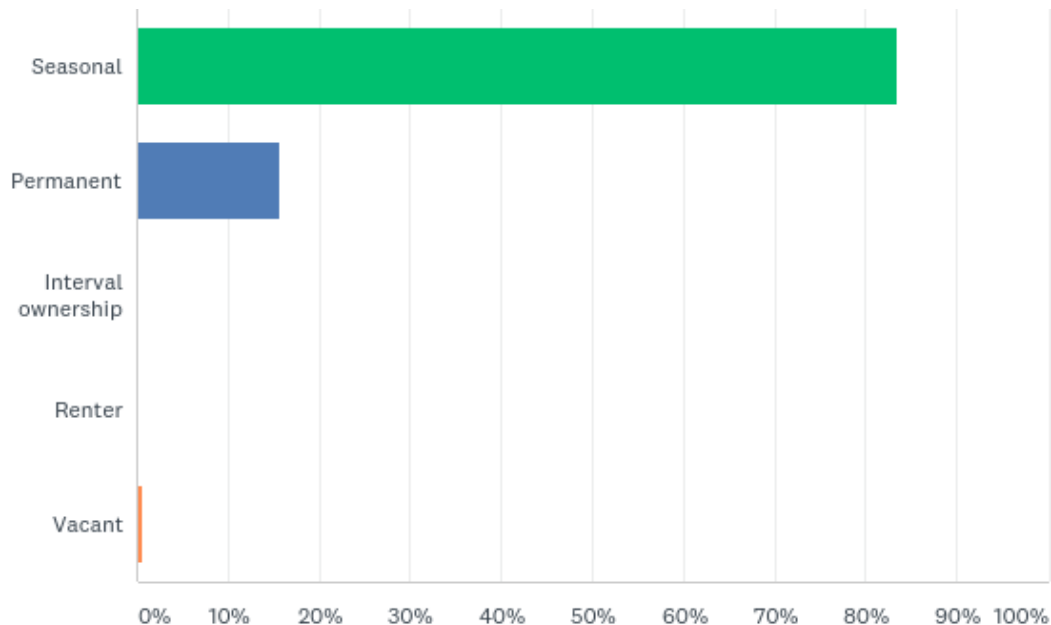
Total Responses

Date Created: Wednesday, December 20, 2017

Complete Responses: 119

Q1: Indicate what type of residence you have on Bob Lake.

Answered: 140 Skipped: 0



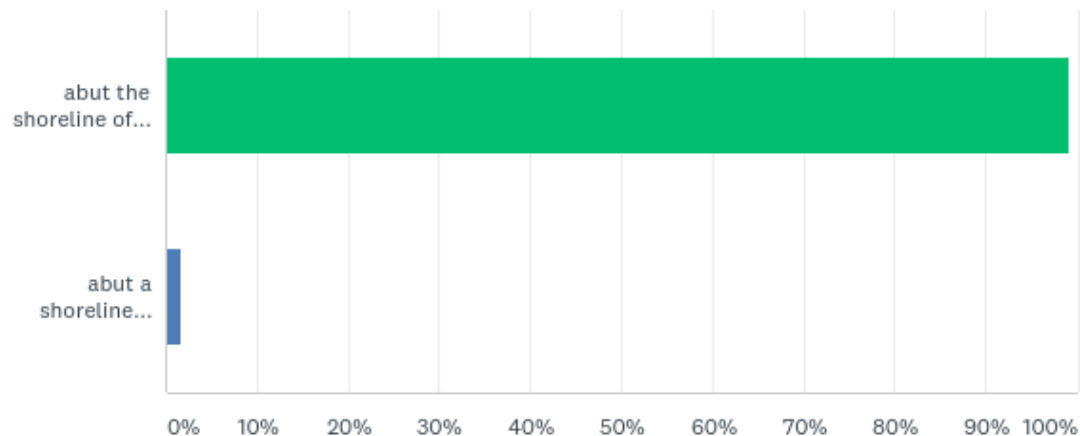
Q1: Indicate what type of residence you have on Bob Lake.

Answered: 140 Skipped: 0

ANSWER CHOICES	RESPONSES	
Seasonal	83.57%	117
Permanent	15.71%	22
Interval ownership	0.00%	0
Renter	0.00%	0
Vacant	0.71%	1
TOTAL		140

Q2: Does your property

Answered: 117 Skipped: 23



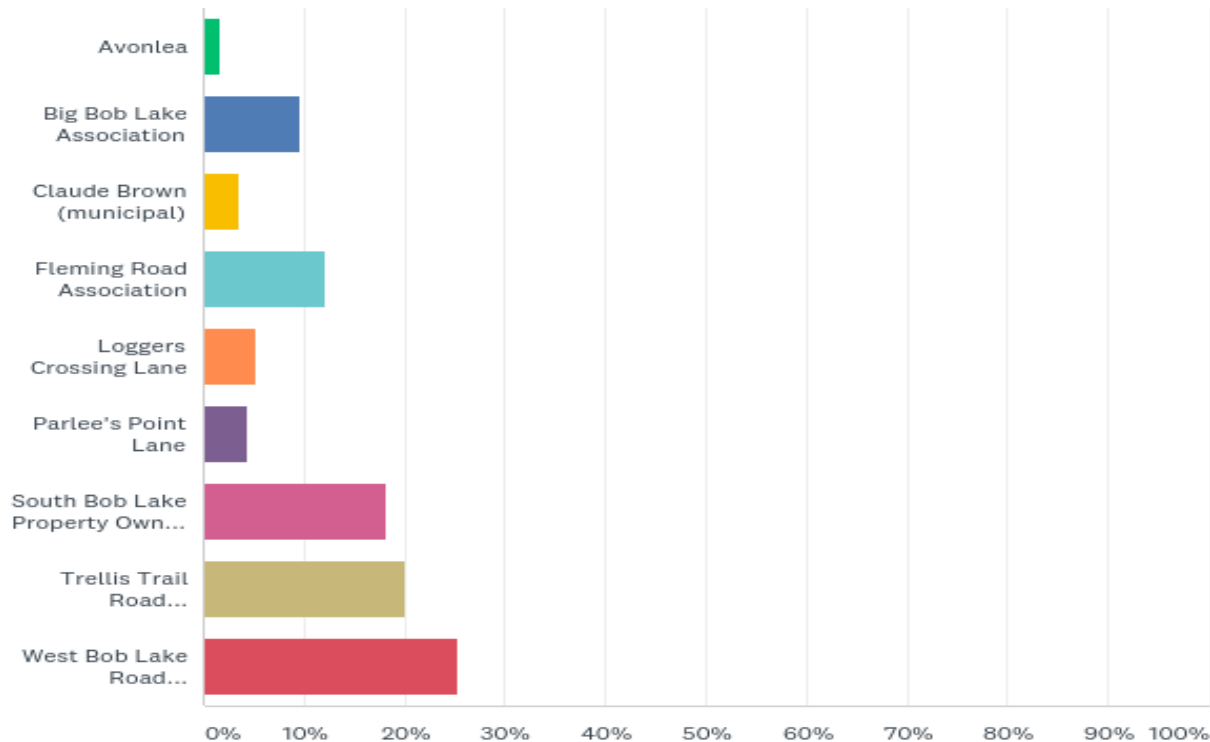
Q2: Does your property

Answered: 117 Skipped: 23

ANSWER CHOICES	RESPONSES	
abut the shoreline of Bob Lake?	99.15%	116
abut a shoreline property on Bob Lake?	1.71%	2
Total Respondents: 117		

Q3: With which road association, road group or property owners association are you associated?

Answered: 115 Skipped: 25



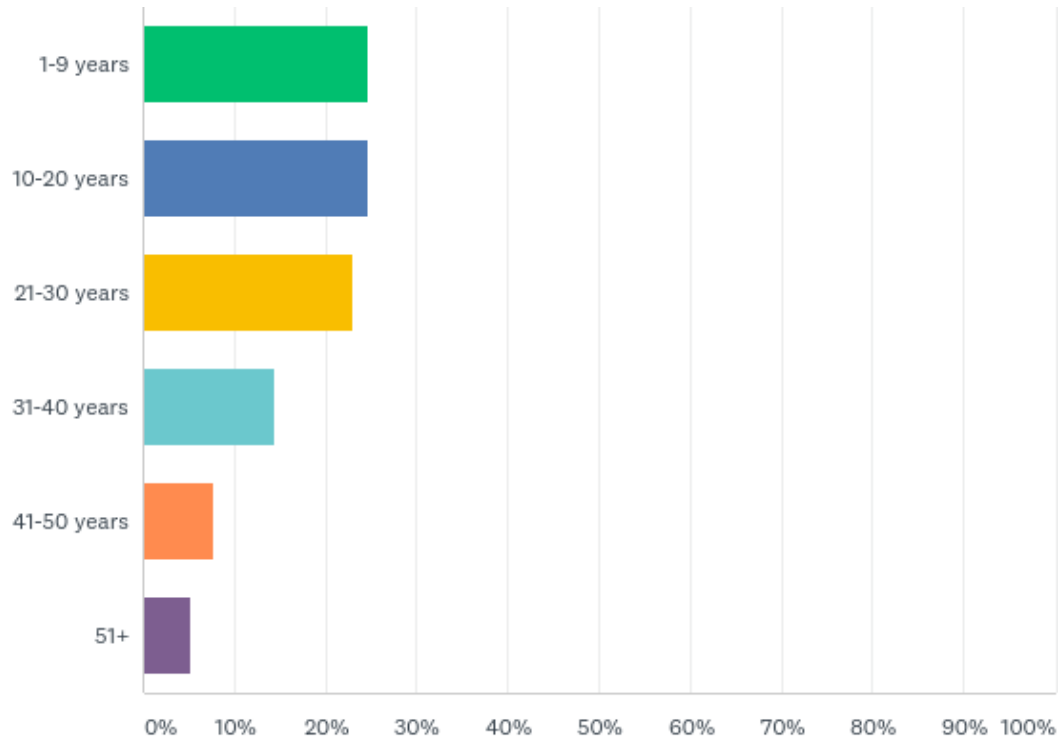
Q3: With which road association, road group or property owners association are you associated?

Answered: 115 Skipped: 25

ANSWER CHOICES	RESPONSES	
Avonlea	1.74%	2
Big Bob Lake Association	9.57%	11
Claude Brown (municipal)	3.48%	4
Fleming Road Association	12.17%	14
Loggers Crossing Lane	5.22%	6
Parlee's Point Lane	4.35%	5
South Bob Lake Property Owners Association	18.26%	21
Trellis Trail Road Association	20.00%	23
West Bob Lake Road Association	25.22%	29
TOTAL		115

Q4: How long have you owned your property

Answered: 117 Skipped: 23



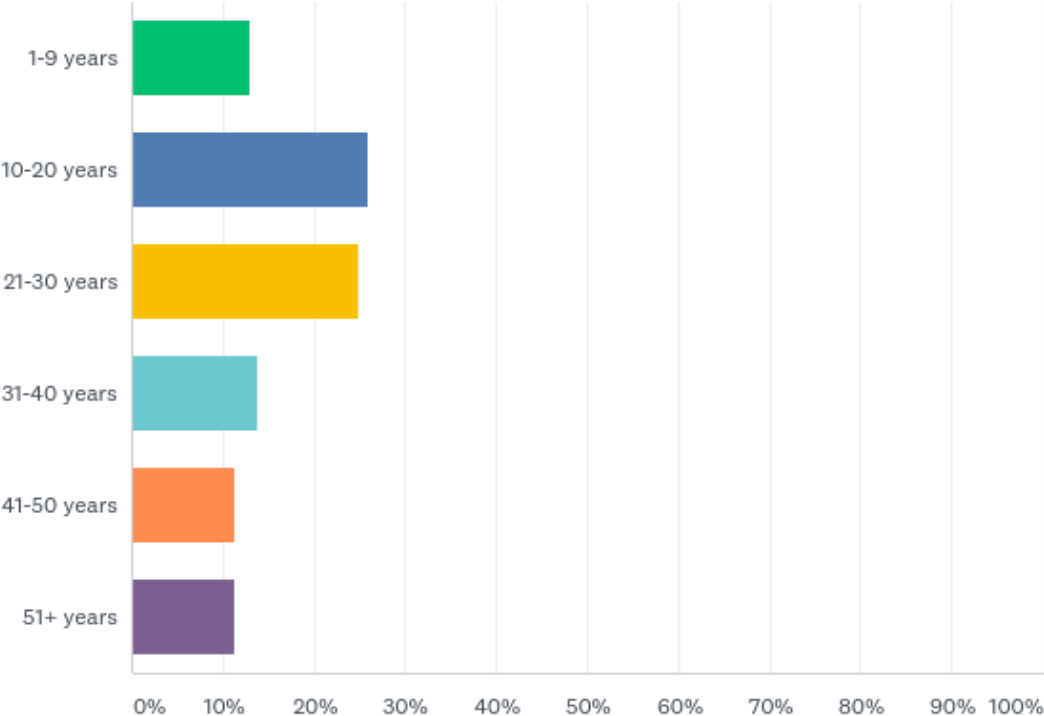
Q4: How long have you owned your property

Answered: 117 Skipped: 23

ANSWER CHOICES	RESPONSES	
1-9 years	24.79%	29
10-20 years	24.79%	29
21-30 years	23.08%	27
31-40 years	14.53%	17
41-50 years	7.69%	9
51+	5.13%	6
TOTAL		117

Q5: How long have you been coming to the lake?

Answered: 116 Skipped: 24



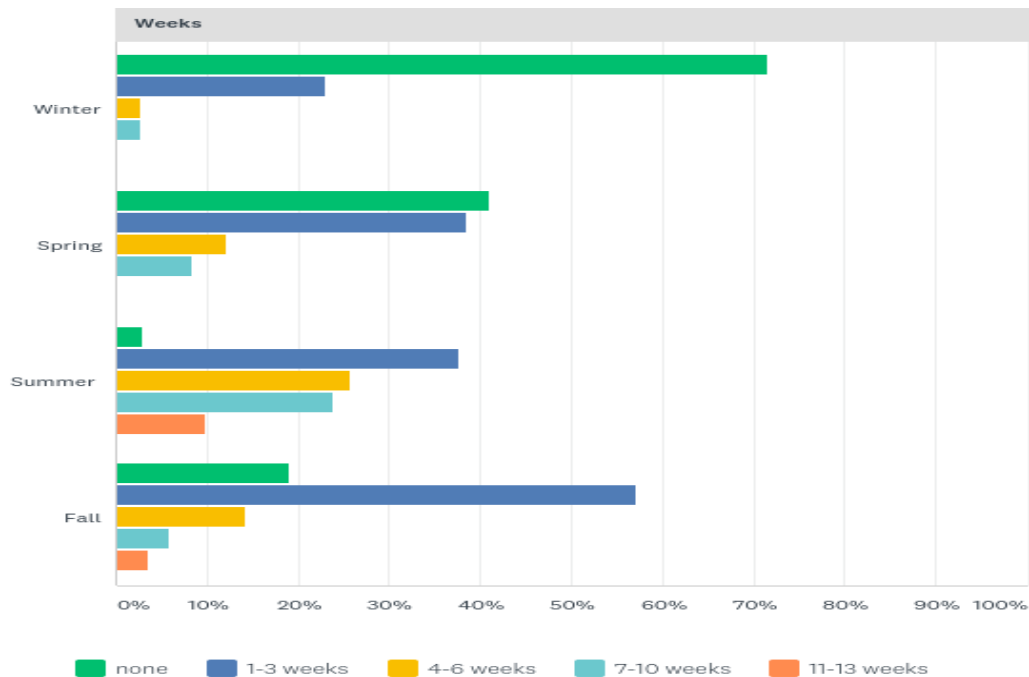
Q5: How long have you been coming to the lake?

Answered: 116 Skipped: 24

ANSWER CHOICES	RESPONSES	
1-9 years	12.93%	15
10-20 years	25.86%	30
21-30 years	25.00%	29
31-40 years	13.79%	16
41-50 years	11.21%	13
51+ years	11.21%	13
TOTAL		116

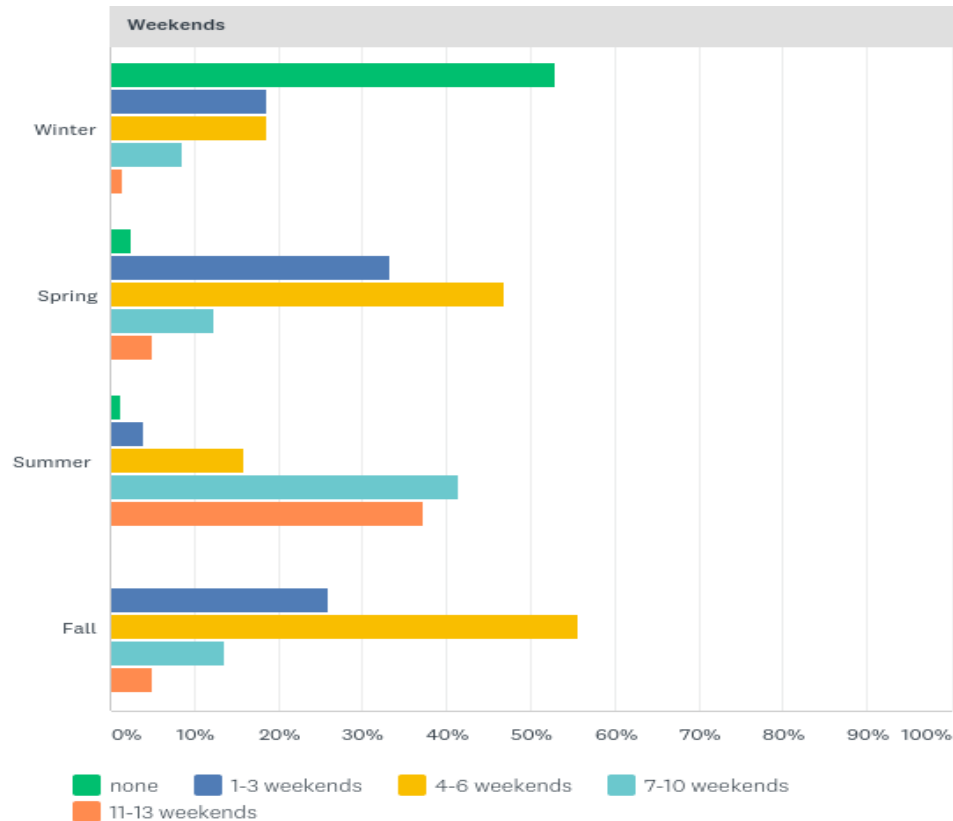
Q6: In a typical year how many weeks and/or weekends do you spend at the lake in each season? (Skip to question 9 if you are a permanent resident.)

Answered: 109 Skipped: 31



Q6: In a typical year how many weeks and/or weekends do you spend at the lake in each season? (Skip to question 9 if you are a permanent resident.)

Answered: 109 Skipped: 31



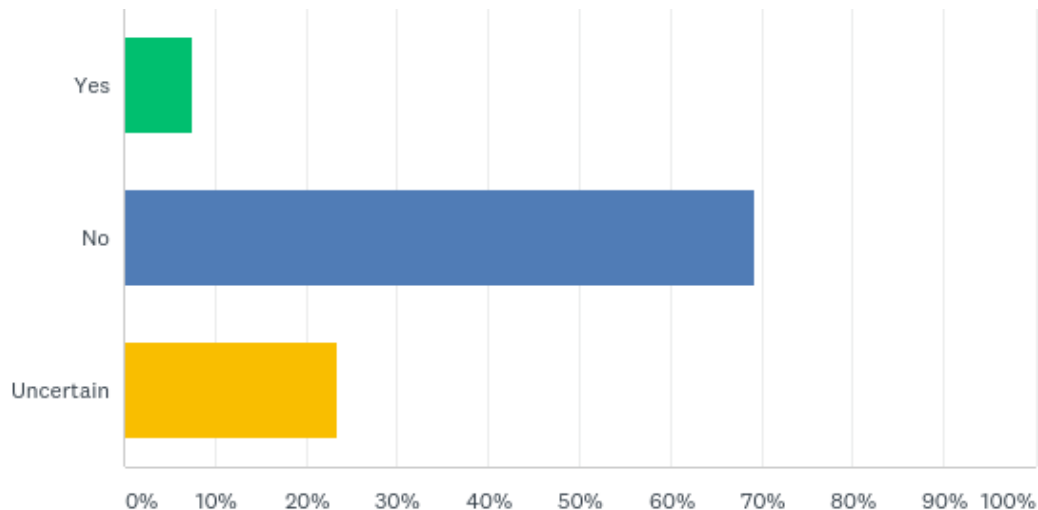
Q6: In a typical year how many weeks and/or weekends do you spend at the lake in each season? (Skip to question 9 if you are a permanent resident.)

Answered: 109 Skipped: 31

Weeks						
	NONE	1-3 WEEKS	4-6 WEEKS	7-10 WEEKS	11-13 WEEKS	TOTAL
Winter	71.62% 53	22.97% 17	2.70% 2	2.70% 2	0.00% 0	74
Spring	40.96% 34	38.55% 32	12.05% 10	8.43% 7	0.00% 0	83
Summer	2.97% 3	37.62% 38	25.74% 26	23.76% 24	9.90% 10	101
Fall	19.05% 16	57.14% 48	14.29% 12	5.95% 5	3.57% 3	84
Weekends						
	NONE	1-3 WEEKENDS	4-6 WEEKENDS	7-10 WEEKENDS	11-13 WEEKENDS	TOTAL
Winter	52.86% 37	18.57% 13	18.57% 13	8.57% 6	1.43% 1	70
Spring	2.47% 2	33.33% 27	46.91% 38	12.35% 10	4.94% 4	81
Summer	1.33% 1	4.00% 3	16.00% 12	41.33% 31	37.33% 28	75
Fall	0.00% 0	25.93% 21	55.56% 45	13.58% 11	4.94% 4	81

Q7: Do you plan to make your Bob Lake residence a permanent residence in the future?

Answered: 107 Skipped: 33



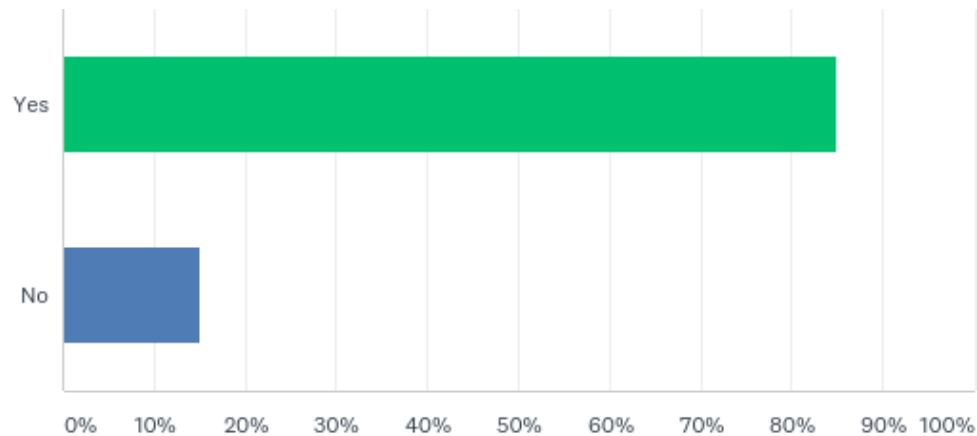
Q7: Do you plan to make your Bob Lake residence a permanent residence in the future?

Answered: 107 Skipped: 33

ANSWER CHOICES	RESPONSES	
Yes	7.48%	8
No	69.16%	74
Uncertain	23.36%	25
TOTAL		107

Q9: Are you a member of the Bob Lake Association?

Answered: 119 Skipped: 21



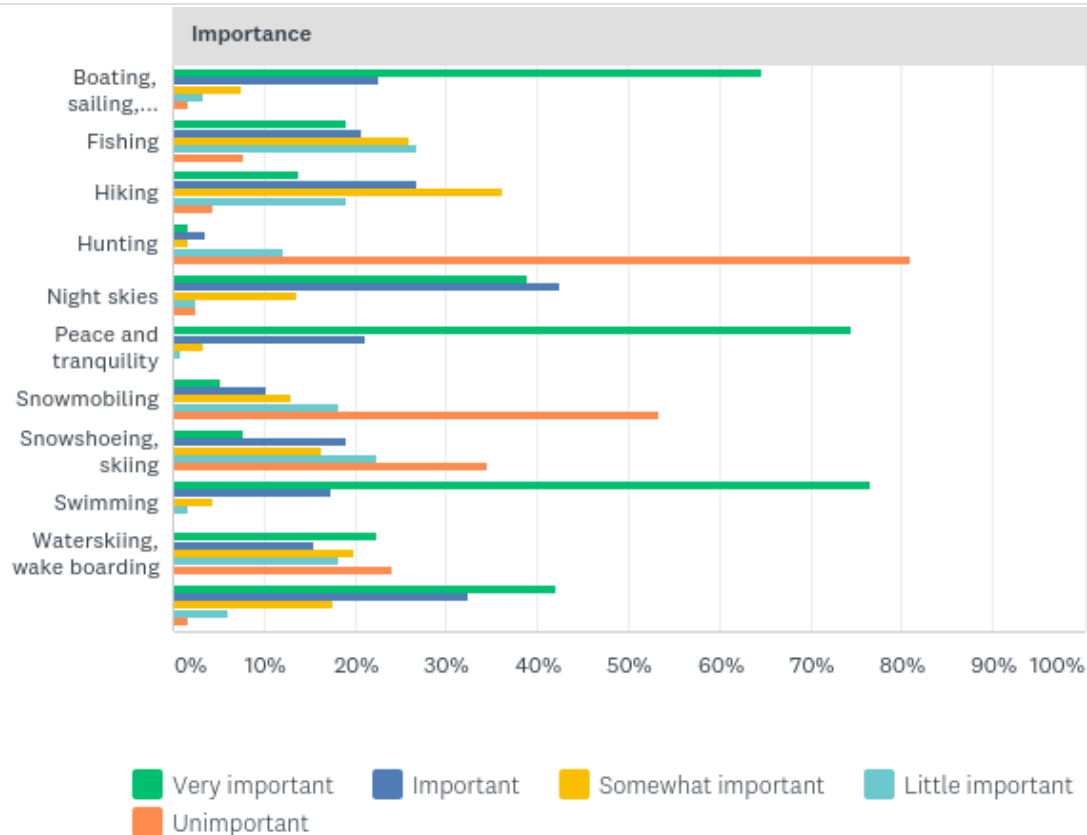
Q9: Are you a member of the Bob Lake Association?

Answered: 119 Skipped: 21

ANSWER CHOICES	RESPONSES	
Yes	84.87%	101
No	15.13%	18
TOTAL		119

Q11: Rank the following according to the importance you attribute to each as it relates to your lake residence (very, important, somewhat, little, unimportant)

Answered: 119 Skipped: 21



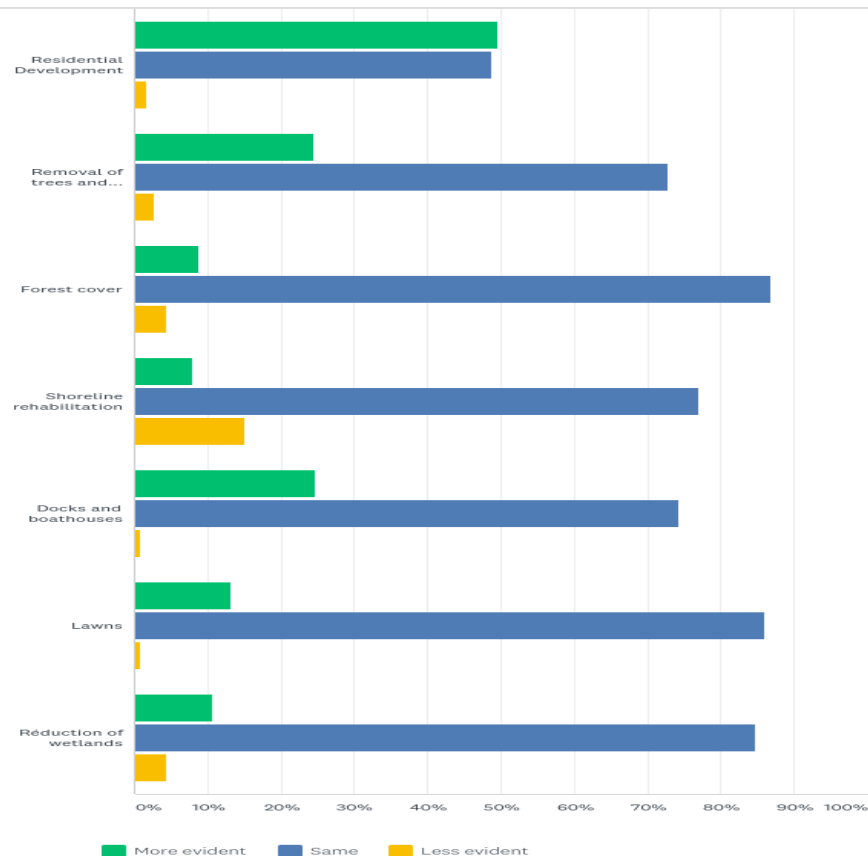
Q11: Rank the following according to the importance you attribute to each as it relates to your lake residence (very, important, somewhat, little, unimportant)

Answered: 119 Skipped: 21

Importance						
	VERY IMPORTANT	IMPORTANT	SOMEWHAT IMPORTANT	LITTLE IMPORTANT	UNIMPORTANT	TOTAL
Boating, sailing, canoeing	64.71% 77	22.69% 27	7.56% 9	3.36% 4	1.68% 2	119
Fishing	18.97% 22	20.69% 24	25.86% 30	26.72% 31	7.76% 9	116
Hiking	13.79% 16	26.72% 31	36.21% 42	18.97% 22	4.31% 5	116
Hunting	1.74% 2	3.48% 4	1.74% 2	12.17% 14	80.87% 93	115
Night skies	38.98% 46	42.37% 50	13.56% 16	2.54% 3	2.54% 3	118
Peace and tranquility	74.58% 88	21.19% 25	3.39% 4	0.85% 1	0.00% 0	118
Snowmobiling	5.17% 6	10.34% 12	12.93% 15	18.10% 21	53.45% 62	116
Snowshoeing, skiing	7.76% 9	18.97% 22	16.38% 19	22.41% 26	34.48% 40	116
Swimming	76.52% 88	17.39% 20	4.35% 5	1.74% 2	0.00% 0	115
Waterskiing, wake boarding	22.41% 26	15.52% 18	19.83% 23	18.10% 21	24.14% 28	116
Wildlife, bird viewing	42.11% 48	32.46% 37	17.54% 20	6.14% 7	1.75% 2	114

Q12: How would you rate the changes to the lake shoreline over the last five years as they relate to the following:

Answered: 114 Skipped: 26



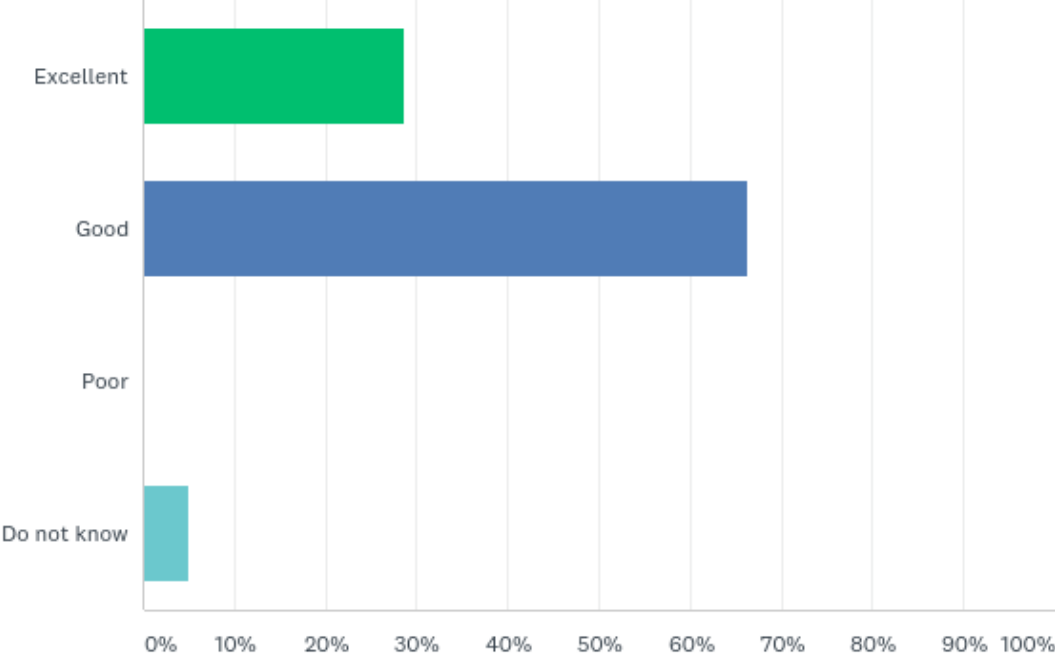
Q12: How would you rate the changes to the lake shoreline over the last five years as they relate to the following:

Answered: 114 Skipped: 26

	MORE EVIDENT	SAME	LESS EVIDENT	TOTAL
Residential Development	49.56% 56	48.67% 55	1.77% 2	113
Removal of trees and vegetation	24.56% 28	72.81% 83	2.63% 3	114
Forest cover	8.85% 10	86.73% 98	4.42% 5	113
Shoreline rehabilitation	7.96% 9	76.99% 87	15.04% 17	113
Docks and boathouses	24.78% 28	74.34% 84	0.88% 1	113
Lawns	13.16% 15	85.96% 98	0.88% 1	114
Réduction of wetlands	10.71% 12	84.82% 95	4.46% 5	112

Q13: How would you describe the water quality of Bob Lake?

Answered: 119 Skipped: 21



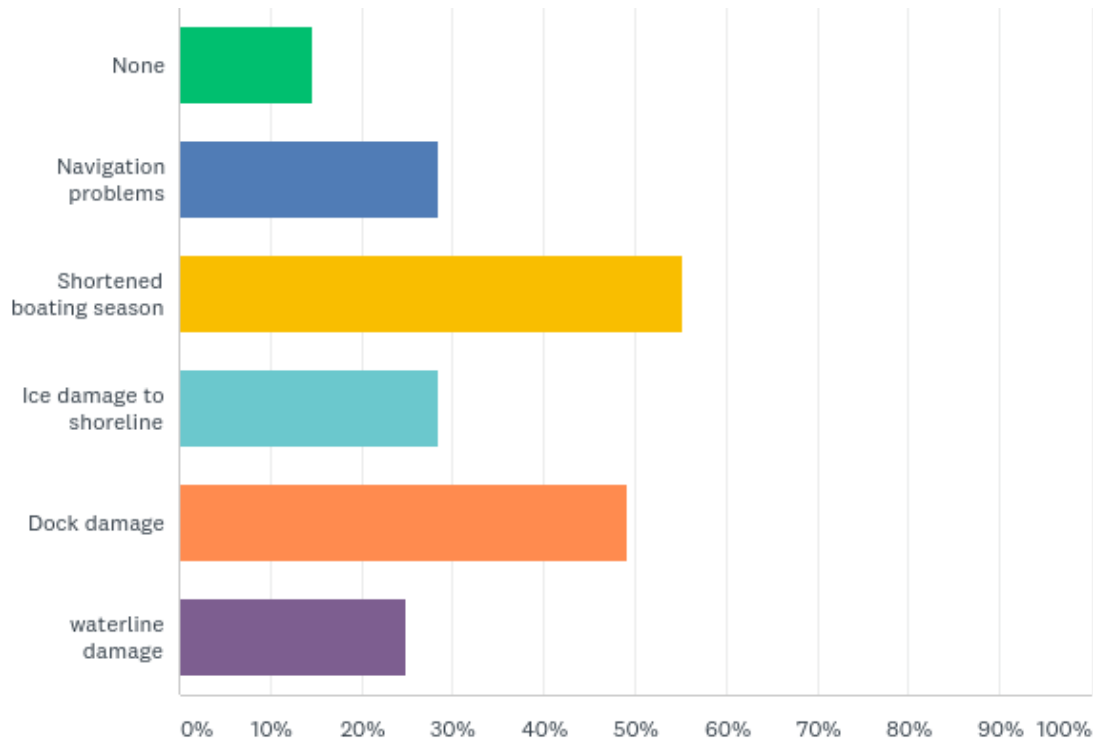
Q13: How would you describe the water quality of Bob Lake?

Answered: 119 Skipped: 21

ANSWER CHOICES	RESPONSES	
Excellent	28.57%	34
Good	66.39%	79
Poor	0.00%	0
Do not know	5.04%	6
TOTAL		119

Q15: What problems have you experienced due to fluctuating water levels?

Answered: 116 Skipped: 24



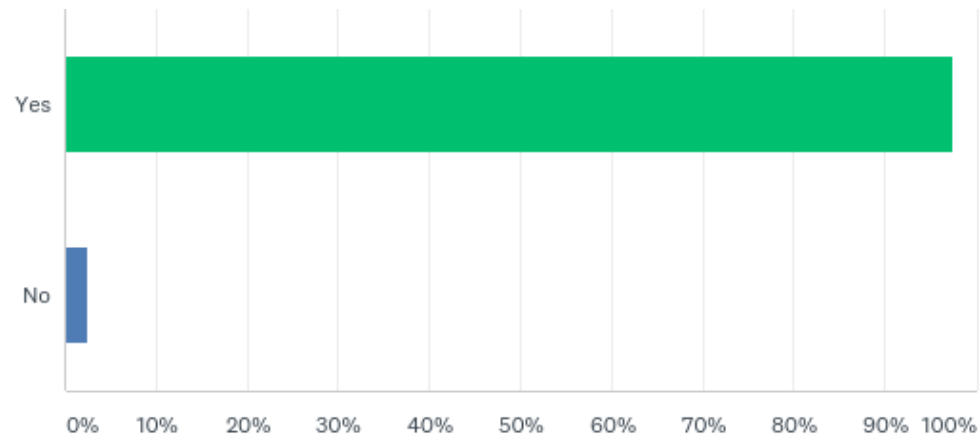
Q15: What problems have you experienced due to fluctuating water levels?

Answered: 116 Skipped: 24

ANSWER CHOICES	RESPONSES	
None	14.66%	17
Navigation problems	28.45%	33
Shortened boating season	55.17%	64
Ice damage to shoreline	28.45%	33
Dock damage	49.14%	57
waterline damage	25.00%	29
Total Respondents: 116		

Q16: Are you in favour of restoring public access to Bob Lake via a public boat ramp?

Answered: 119 Skipped: 21



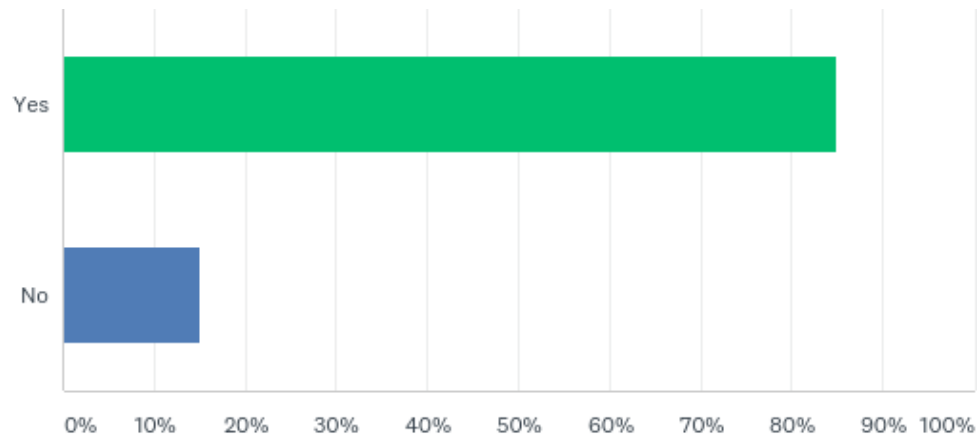
Q16: Are you in favour of restoring public access to Bob Lake via a public boat ramp?

Answered: 119 Skipped: 21

ANSWER CHOICES	RESPONSES	
Yes	97.48%	116
No	2.52%	3
TOTAL		119

Q17: Do you own a boat?

Answered: 119 Skipped: 21



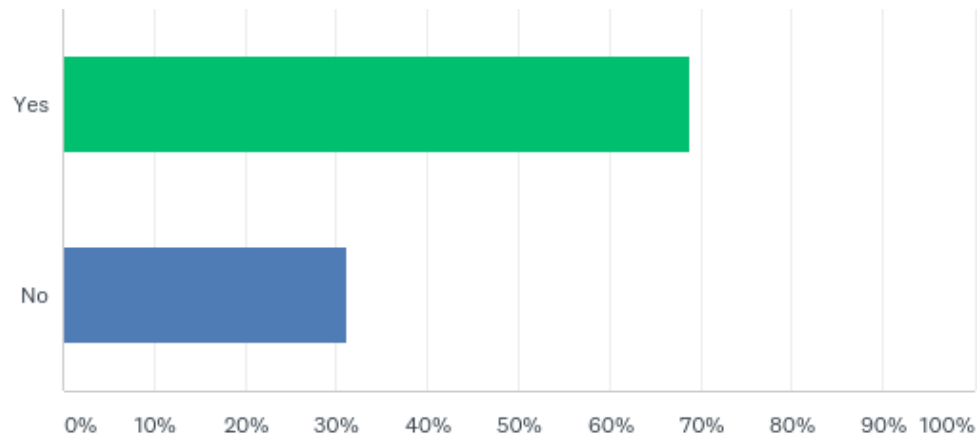
Q17: Do you own a boat?

Answered: 119 Skipped: 21

ANSWER CHOICES	RESPONSES	
Yes	84.87%	101
No	15.13%	18
TOTAL		119

Q18: Do you own a boat requiring a boat launch?

Answered: 119 Skipped: 21



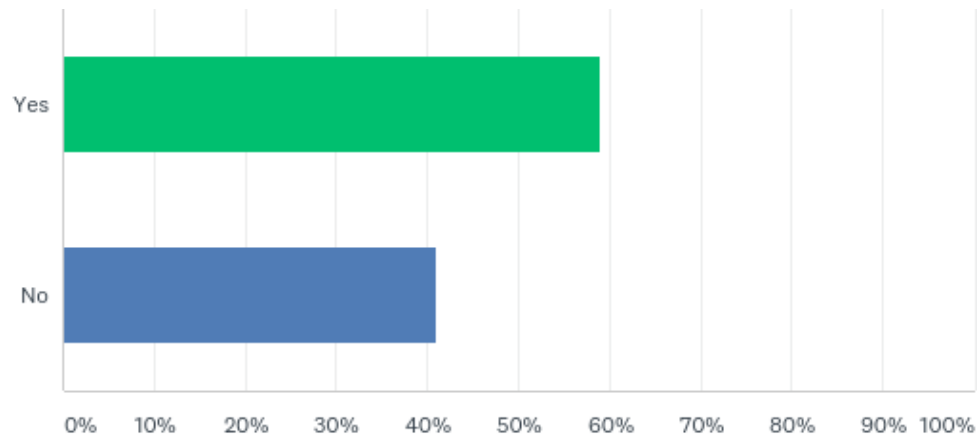
Q18: Do you own a boat requiring a boat launch?

Answered: 119 Skipped: 21

ANSWER CHOICES	RESPONSES	
Yes	68.91%	82
No	31.09%	37
TOTAL		119

Q19: Are you a boat owner requiring access to a public boat launch?

Answered: 117 Skipped: 23



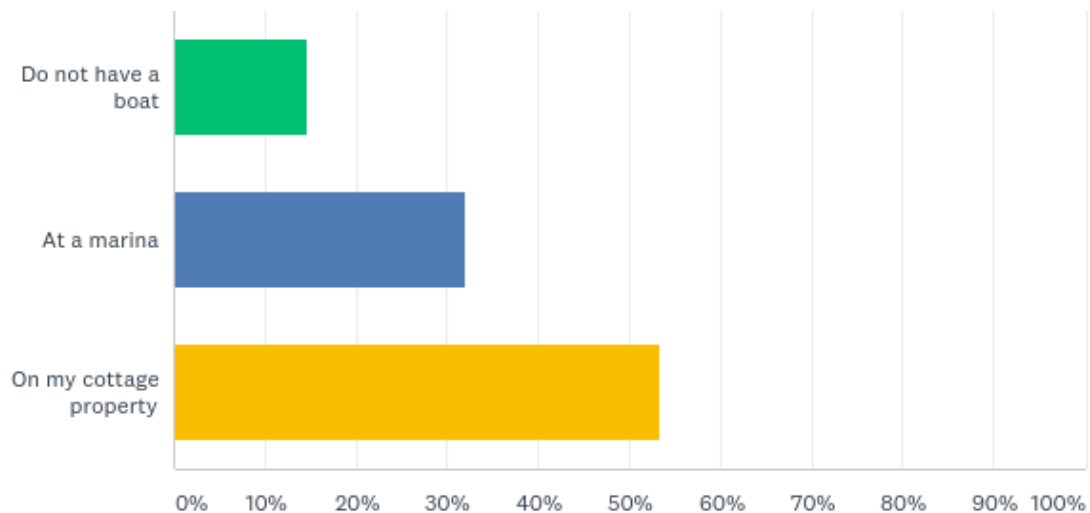
Q19: Are you a boat owner requiring access to a public boat launch?

Answered: 117 Skipped: 23

ANSWER CHOICES	RESPONSES	
Yes	58.97%	69
No	41.03%	48
TOTAL		117

Q20: Where do you store your boat?

Answered: 103 Skipped: 37



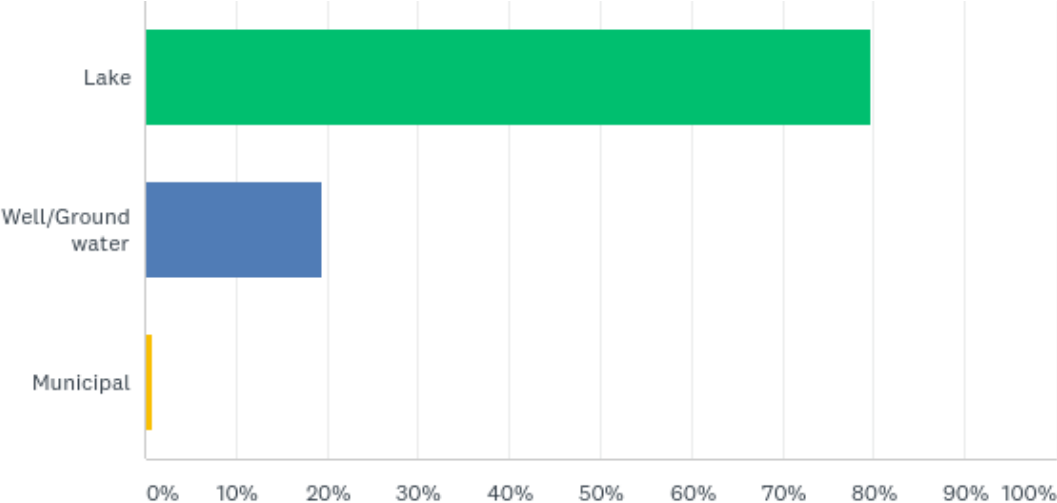
Q20: Where do you store your boat?

Answered: 103 Skipped: 37

ANSWER CHOICES	RESPONSES	
Do not have a boat	14.56%	15
At a marina	32.04%	33
On my cottage property	53.40%	55
TOTAL		103

Q22: Describe the water source for general use at your cottage (sinks and toilets).

Answered: 118 Skipped: 22



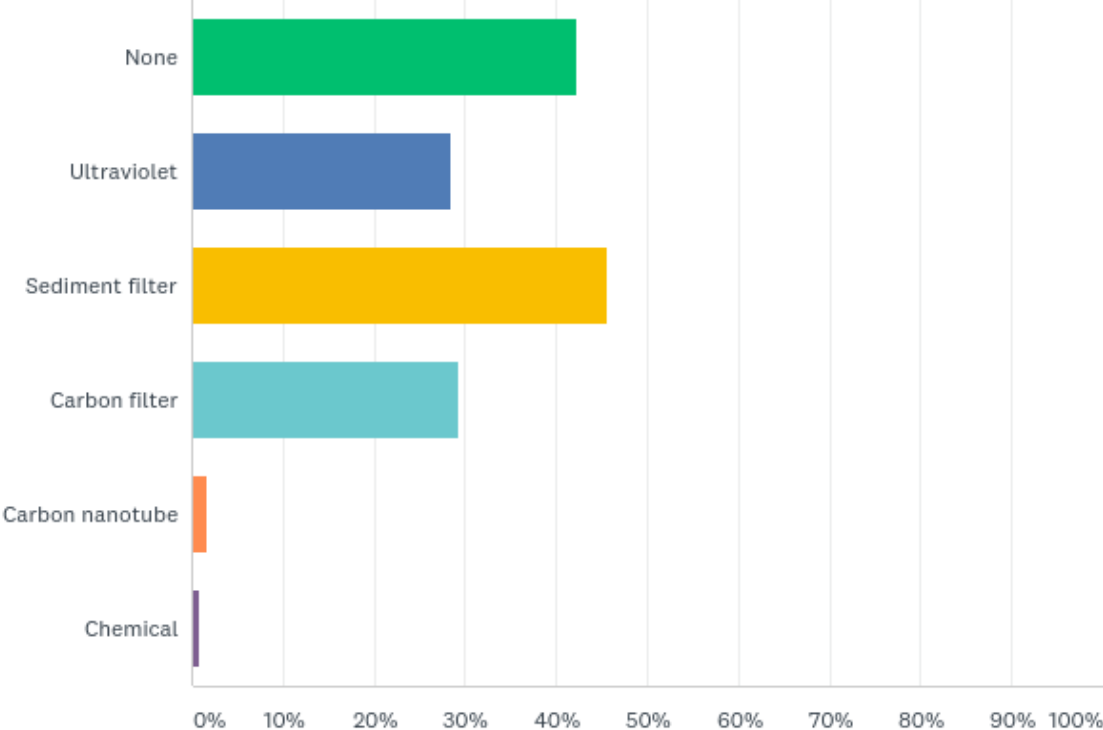
Q22: Describe the water source for general use at your cottage (sinks and toilets).

Answered: 118 Skipped: 22

ANSWER CHOICES	RESPONSES	
Lake	79.66%	94
Well/Ground water	19.49%	23
Municipal	0.85%	1
TOTAL		118

Q23: Indicate what treatment this water receives

Answered: 116 Skipped: 24



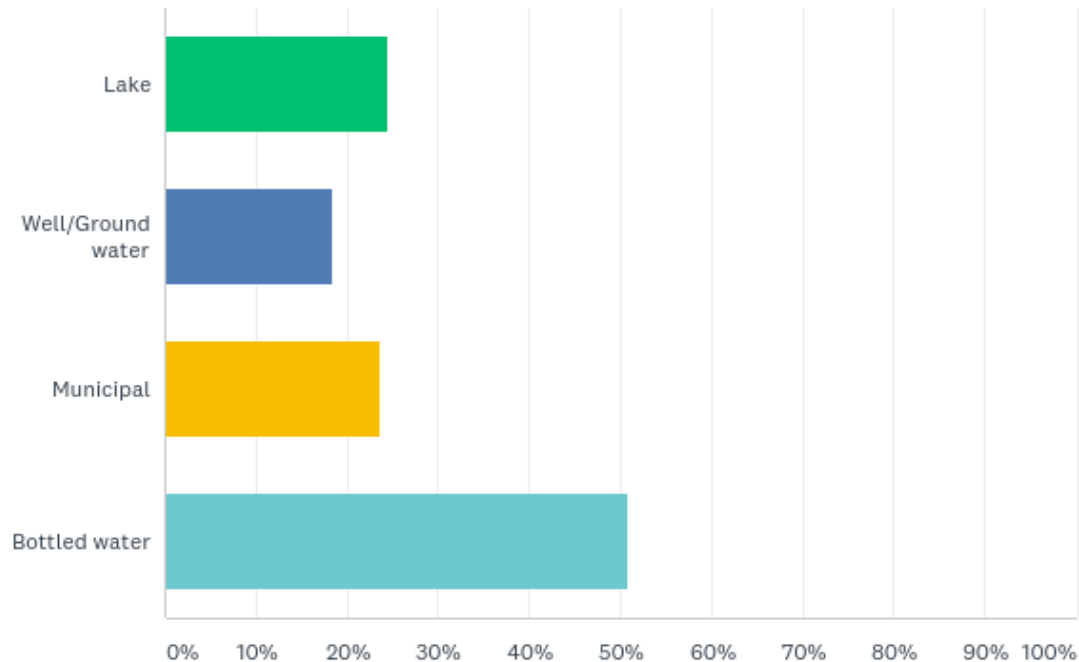
Q23: Indicate what treatment this water receives

Answered: 116 Skipped: 24

ANSWER CHOICES	RESPONSES	
None	42.24%	49
Ultraviolet	28.45%	33
Sediment filter	45.69%	53
Carbon filter	29.31%	34
Carbon nanotube	1.72%	2
Chemical	0.86%	1
Total Respondents: 116		

Q24: Identify the source of your drinking water.

Answered: 114 Skipped: 26



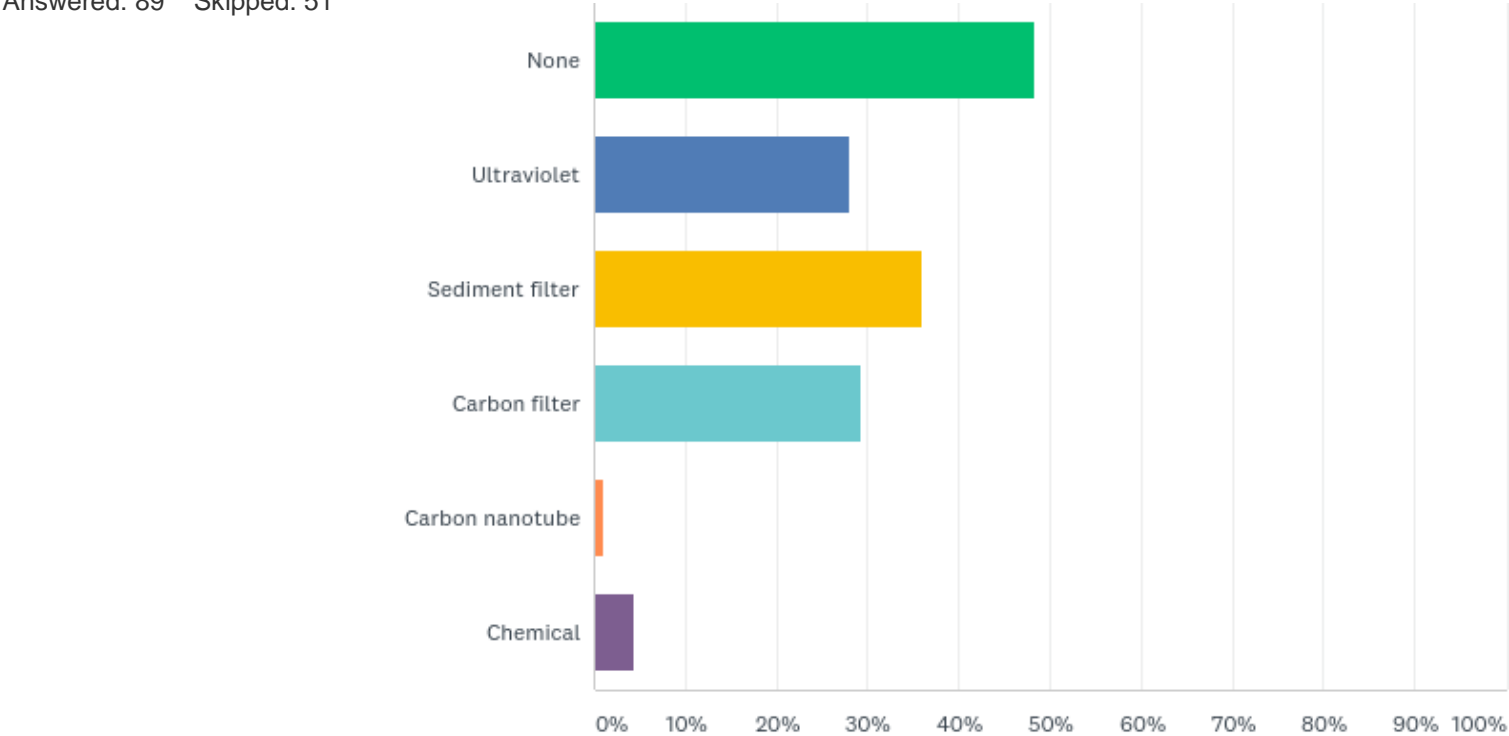
Q24: Identify the source of your drinking water.

Answered: 114 Skipped: 26

ANSWER CHOICES	RESPONSES	
Lake	24.56%	28
Well/Ground water	18.42%	21
Municipal	23.68%	27
Bottled water	50.88%	58
Total Respondents: 114		

Q25: Indicate what treatment this water receives.

Answered: 89 Skipped: 51



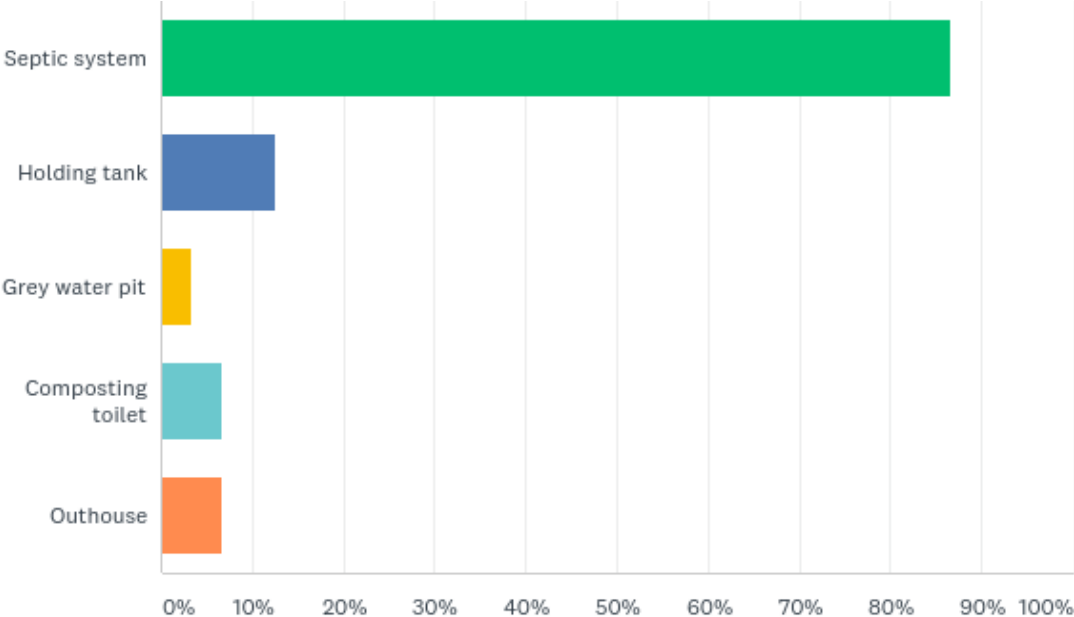
Q25: Indicate what treatment this water receives.

Answered: 89 Skipped: 51

ANSWER CHOICES	RESPONSES	
None	48.31%	43
Ultraviolet	28.09%	25
Sediment filter	35.96%	32
Carbon filter	29.21%	26
Carbon nanotube	1.12%	1
Chemical	4.49%	4
Total Respondents: 89		

Q26: What waste disposal system(s) do you use?

Answered: 119 Skipped: 21



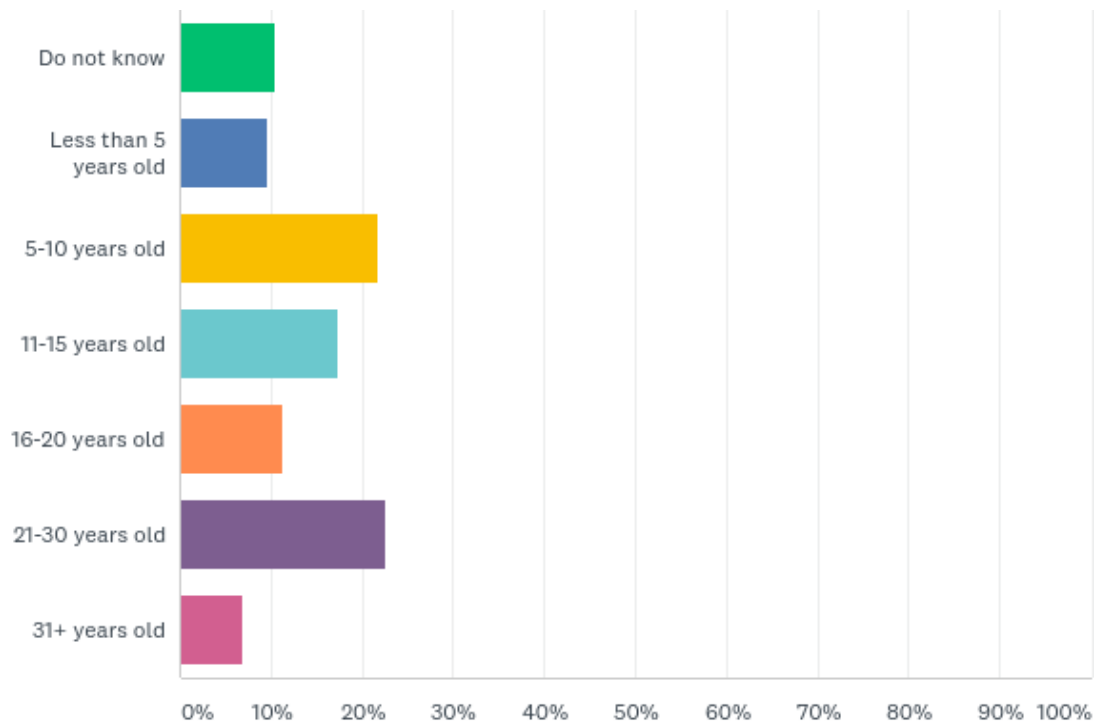
Q26: What waste disposal system(s) do you use?

Answered: 119 Skipped: 21

ANSWER CHOICES	RESPONSES	
Septic system	86.55%	103
Holding tank	12.61%	15
Grey water pit	3.36%	4
Composting toilet	6.72%	8
Outhouse	6.72%	8
Total Respondents: 119		

Q27: What is the age of your system?

Answered: 115 Skipped: 25



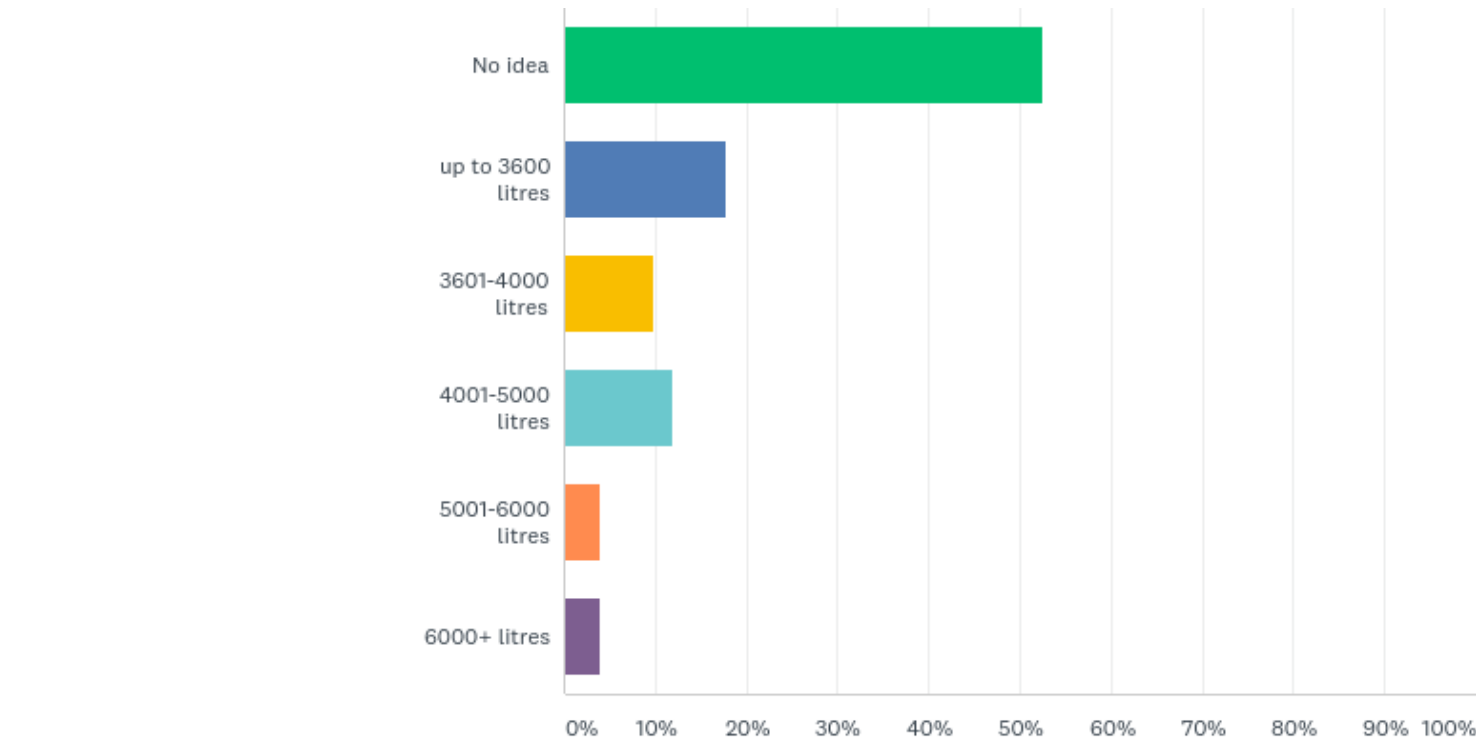
Q27: What is the age of your system?

Answered: 115 Skipped: 25

ANSWER CHOICES	RESPONSES	
Do not know	10.43%	12
Less than 5 years old	9.57%	11
5-10 years old	21.74%	25
11-15 years old	17.39%	20
16-20 years old	11.30%	13
21-30 years old	22.61%	26
31+ years old	6.96%	8
TOTAL		115

Q28: In the case of a septic system or a holding tank, what is its capacity in litres?

Answered: 101 Skipped: 39



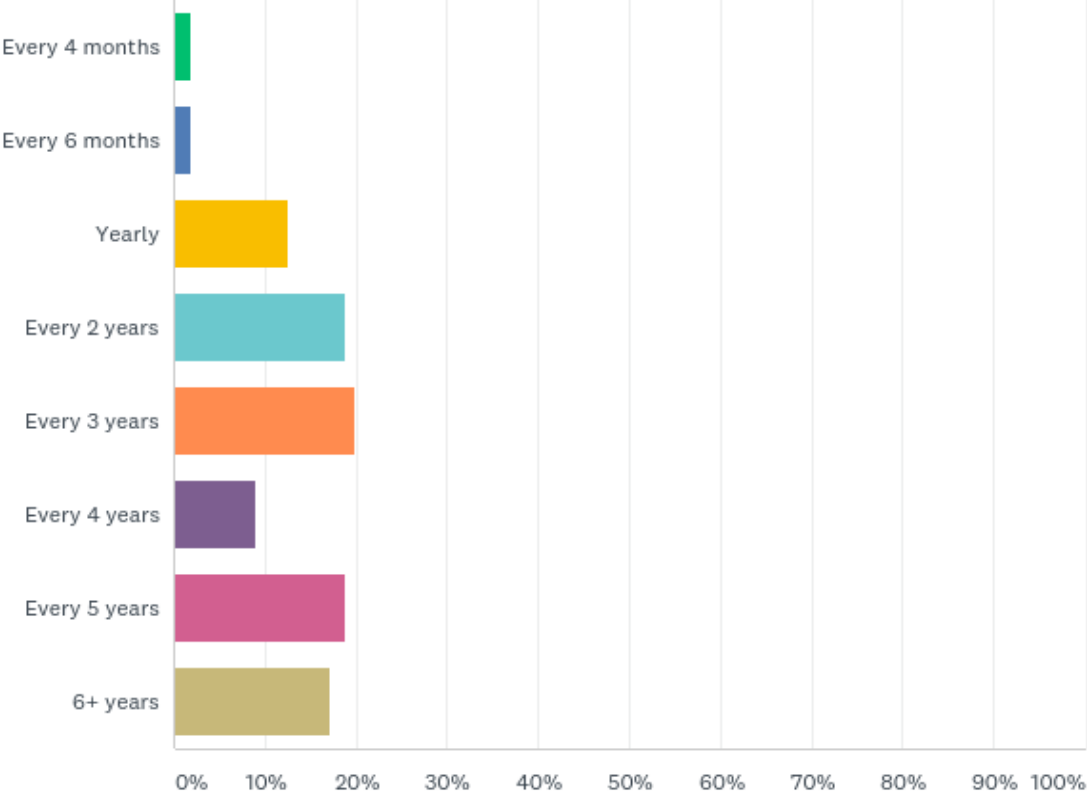
Q28: In the case of a septic system or a holding tank, what is its capacity in litres?

Answered: 101 Skipped: 39

ANSWER CHOICES	RESPONSES	
No idea	52.48%	53
up to 3600 litres	17.82%	18
3601-4000 litres	9.90%	10
4001-5000 litres	11.88%	12
5001-6000 litres	3.96%	4
6000+ litres	3.96%	4
TOTAL		101

Q29: How frequently do you have your septic system or holding tank pumped out?

Answered: 111 Skipped: 29



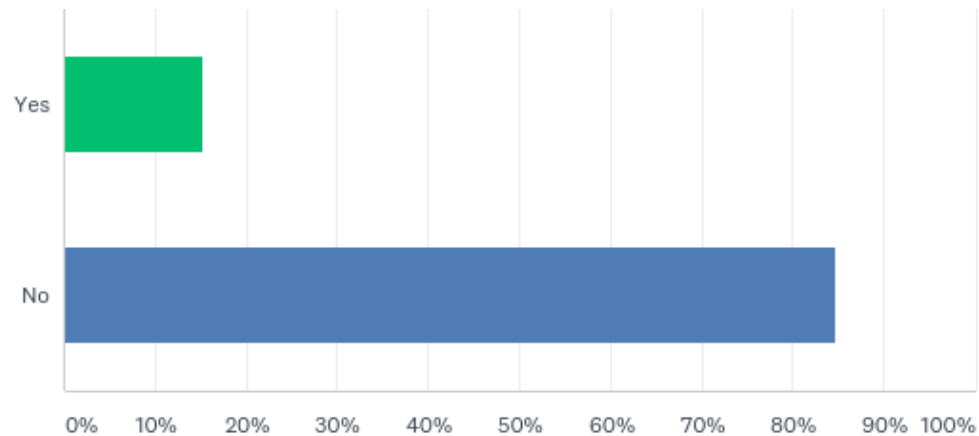
Q29: How frequently do you have your septic system or holding tank pumped out?

Answered: 111 Skipped: 29

ANSWER CHOICES	RESPONSES	
Every 4 months	1.80%	2
Every 6 months	1.80%	2
Yearly	12.61%	14
Every 2 years	18.92%	21
Every 3 years	19.82%	22
Every 4 years	9.01%	10
Every 5 years	18.92%	21
6+ years	17.12%	19
TOTAL		111

Q30: Do you rent your cottage to others?

Answered: 118 Skipped: 22



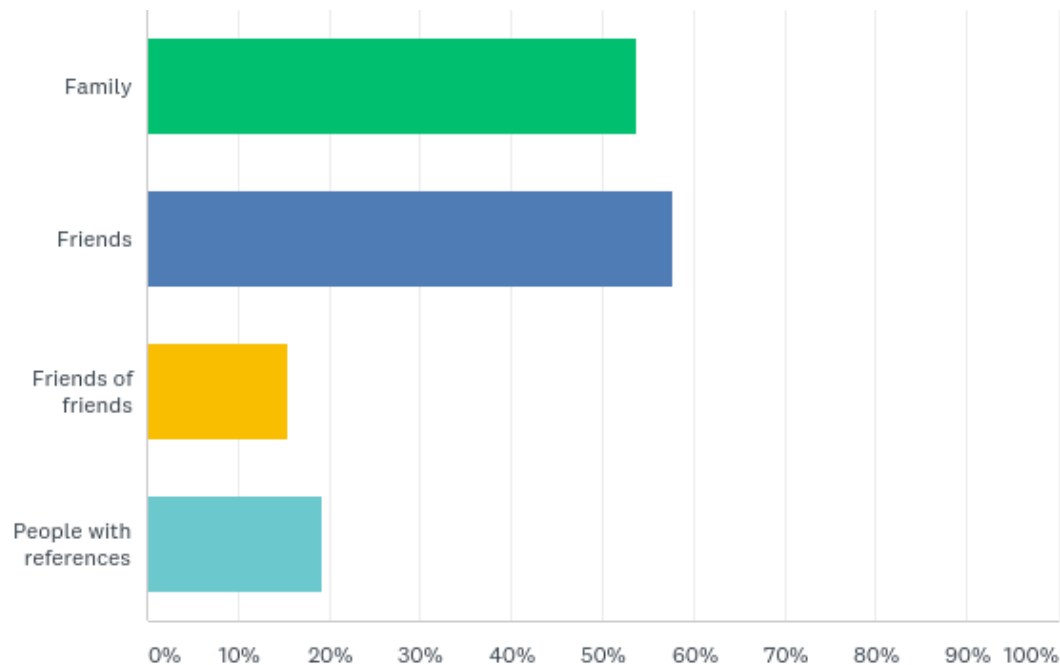
Q30: Do you rent your cottage to others?

Answered: 118 Skipped: 22

ANSWER CHOICES	RESPONSES	
Yes	15.25%	18
No	84.75%	100
TOTAL		118

Q31: As the owner, to whom do you rent your cottage?

Answered: 26 Skipped: 114



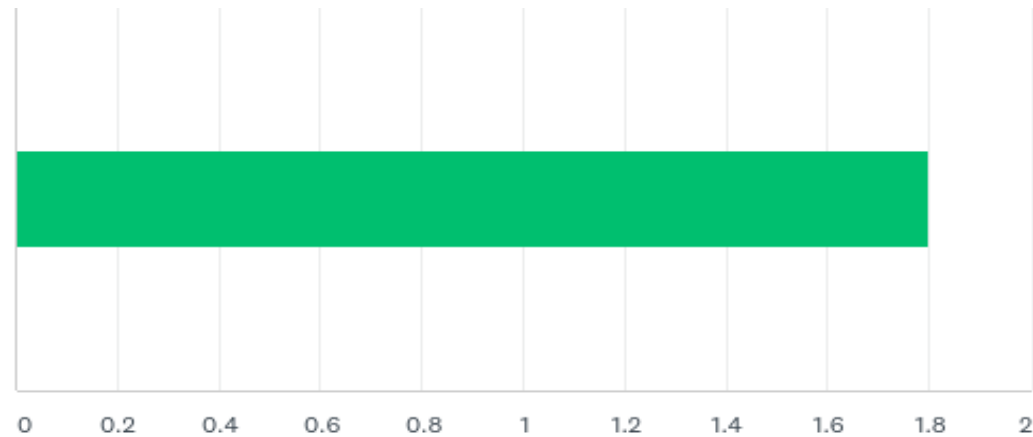
Q31: As the owner, to whom do you rent your cottage?

Answered: 26 Skipped: 114

ANSWER CHOICES	RESPONSES	
Family	53.85%	14
Friends	57.69%	15
Friends of friends	15.38%	4
People with references	19.23%	5
Total Respondents: 26		

Q32: What is the maximum duration in weeks of all the periods during which you rent your cottage to others?

Answered: 50 Skipped: 90



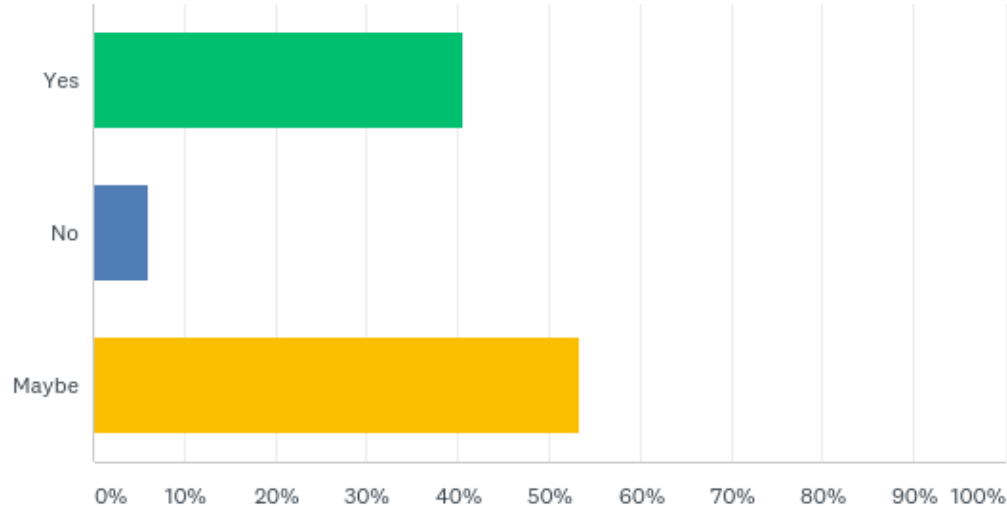
Q32: What is the maximum duration in weeks of all the periods during which you rent your cottage to others?

Answered: 50 Skipped: 90

ANSWER CHOICES	AVERAGE NUMBER	TOTAL NUMBER	RESPONSES
	2	90	50
Total Respondents: 50			

Q37: Would you support/participate in social or recreational activities organized by the Bob Lake Association?

Answered: 116 Skipped: 24



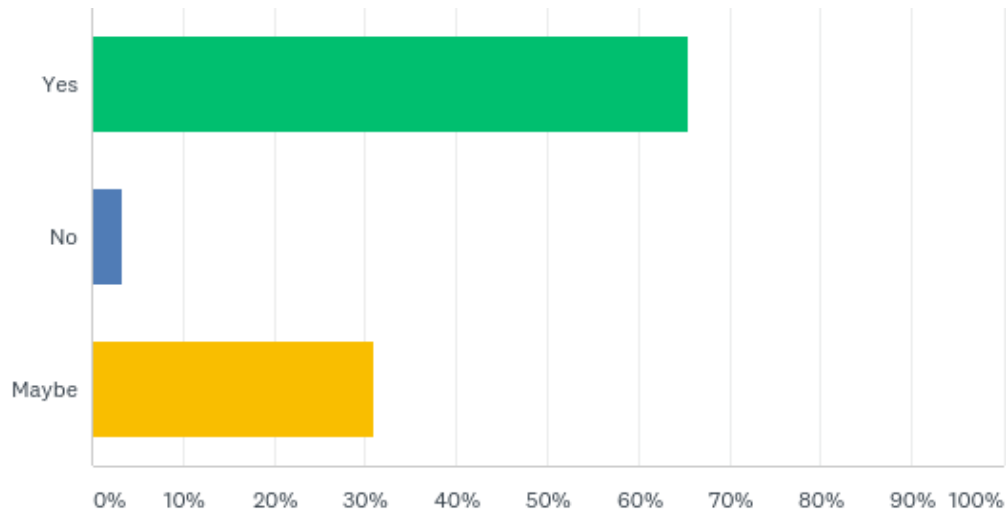
Q37: Would you support/participate in social or recreational activities organized by the Bob Lake Association?

Answered: 116 Skipped: 24

ANSWER CHOICES	RESPONSES	
Yes	40.52%	47
No	6.03%	7
Maybe	53.45%	62
TOTAL		116

Q38: Would you support priority actions arising from this survey with a financial contribution of say \$20-\$100?

Answered: 116 Skipped: 24



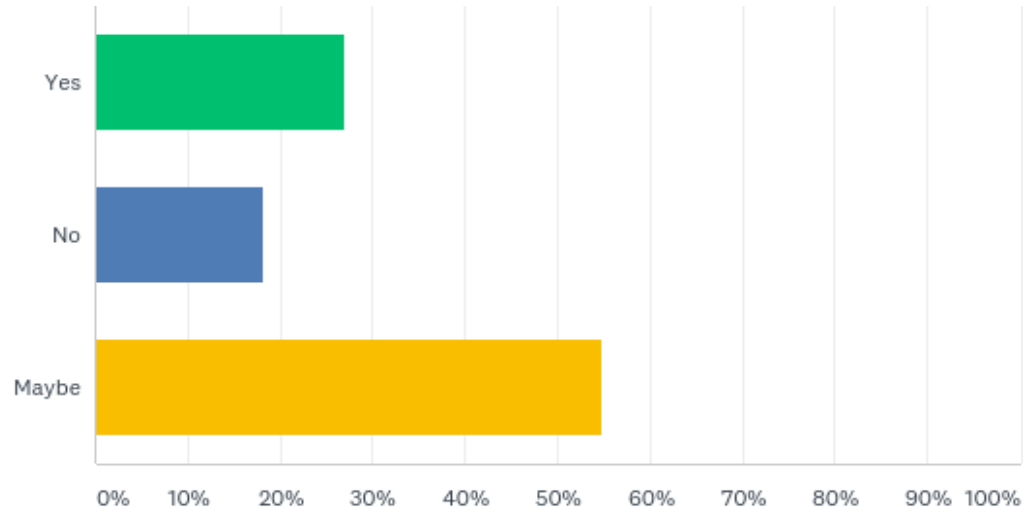
Q38: Would you support priority actions arising from this survey with a financial contribution of say \$20-\$100?

Answered: 116 Skipped: 24

ANSWER CHOICES	RESPONSES	
Yes	65.52%	76
No	3.45%	4
Maybe	31.03%	36
TOTAL		116

Q39: Would you be prepared to support priority actions by volunteering to assist in these priority actions?

Answered: 115 Skipped: 25



Q39: Would you be prepared to support priority actions by volunteering to assist in these priority actions?

Answered: 115 Skipped: 25

ANSWER CHOICES	RESPONSES	
Yes	26.96%	31
No	18.26%	21
Maybe	54.78%	63
TOTAL		115